

EB-ID: FL014EP

Interviews with EU citizens, aged 15+: EU27 – 26 121 | EL – 1 044

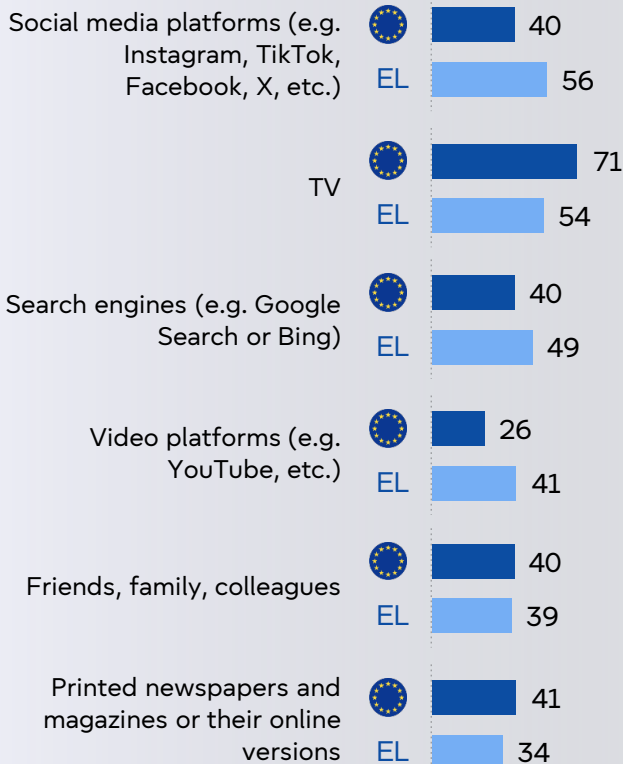
Fieldwork: 11 – 18 June 2025 Methodology: online interviews

Greece

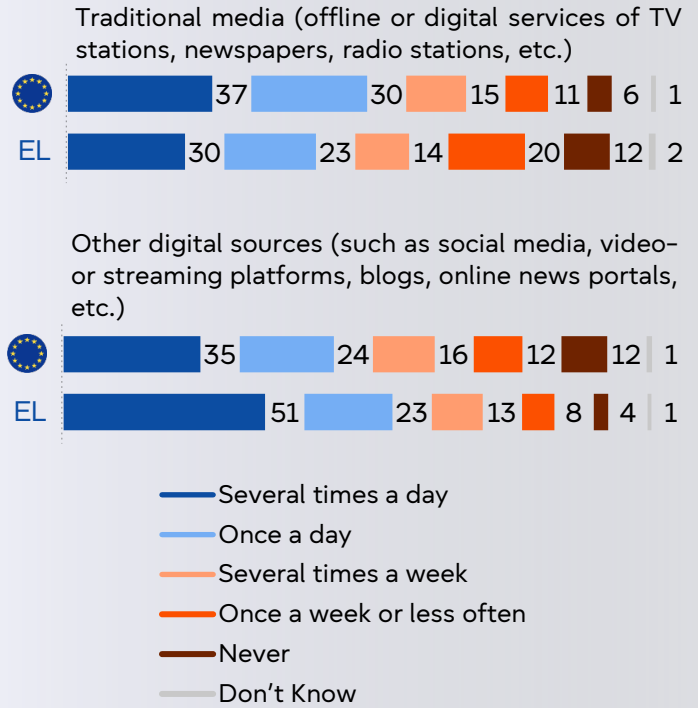


INFORMATION HABITS AND SOURCES

Q4a Which of the following sources do you use for getting information on social and political current affairs? (%) (Top 6 responses)

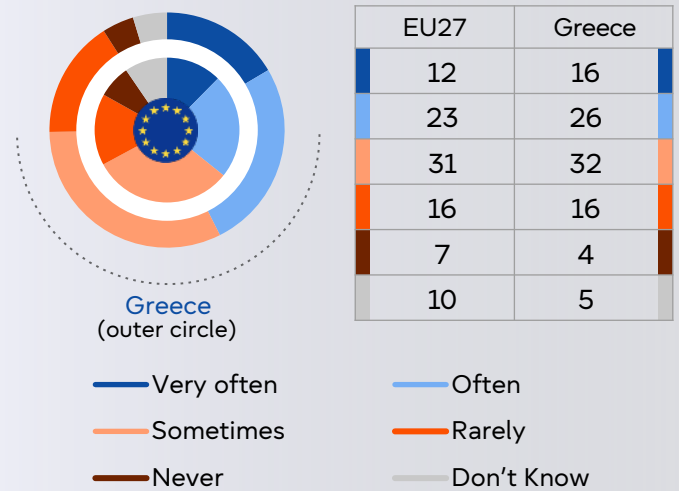


Q3 How often do you use the following sources to follow content on social and political current affairs? (%)

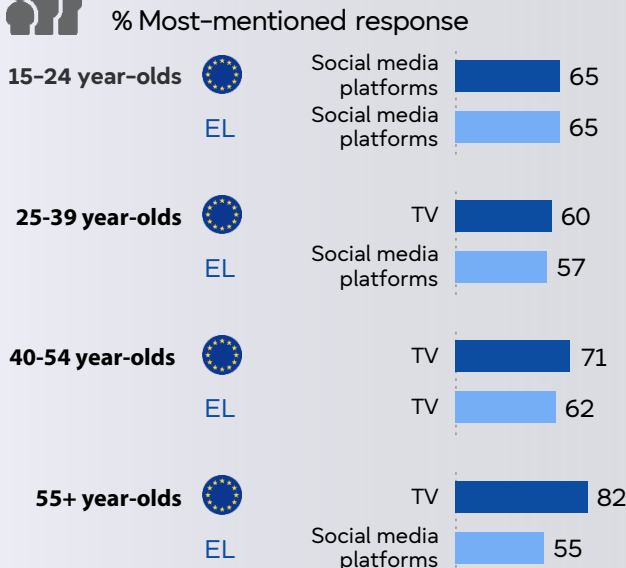


DISINFORMATION

Q17 How often do you think that you have been personally exposed to disinformation and fake news over the past 7 days?



Age

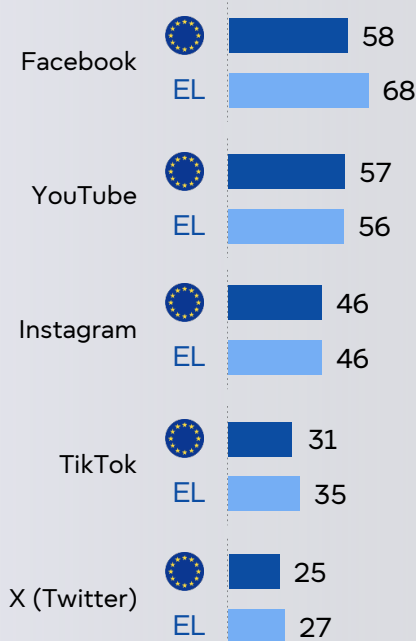


SOCIAL MEDIA SURVEY 2025

SOCIAL MEDIA CONSUMPTION

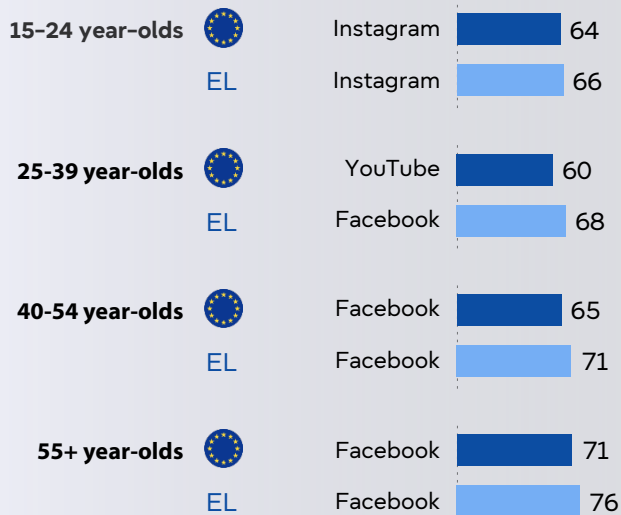
Q5 And from which social media and platforms do you get information on social and political current affairs? (%) (Top 5 responses)

Base: Uses social media and/or video platforms for information on social and political current affairs



Age

% Most-mentioned response



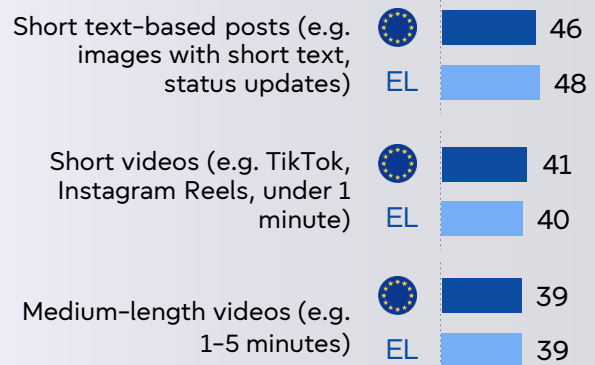
For more details, scan the QR code:



or check the Eurobarometer website:
<https://europa.eu/eurobarometer/surveys/detail/3592>


Q15 Which of the following formats do you generally prefer for information about social and political current affairs on social media? (%) (Top 3 responses)

Base: Uses social media and/or video platforms for information on social and political current affairs



FOLLOW INFLUENCERS/CONTENT CREATORS

Q13 Do you follow any influencers or content creators on social media channels (e.g. YouTube, Instagram, or TikTok, etc.)? (%)



	EU27	Greece
Yes	37	37
No, I use social media, but do not follow any influencers or content creators	37	51
No, I do not use social media	24	11
Don't Know	3	2

Greece (outer circle)

- Yes
- No, I use social media, but do not follow any influencers or content creators
- No, I do not use social media
- Don't Know

Age

% Yes

	EU27	Greece
15-24 year-olds	74	64
25-39 year-olds	61	59
40-54 year-olds	36	38
55+ year-olds	14	19